

Week 7

Dear parents/ carers

Welcome to this week's online learning for reception. We have put all the learning in one document. Let us know if this is easier for you to look at. All the learning is done day by day. You should be able to find a worksheet or idea for an activity in the resources online organised by each day.

We have laid out the activities in a table so that you can have an idea of the sort of routine you might want to work out. Spread the activities out, repeat them as you see fit.

Children in Reception learn best through **PLAY**. It is important that while learning at home they are still provided with opportunities to play and learn through activities they enjoy. Reading and writing is important and there are lots of ideas and activities for the children to practise these skills but keep these sessions short and fun. Where possible link the writing to their interests, e.g. if they like cars they can draw and describe the car and think about where it will go.

Looking forward to seeing you again soon

Charlie and the reception team

Day	W/b 18.05.2020	Play activities	Phonics (30 mins) Please use RWI website for lessons at times below	High frequency words (5-10 mins)		Maths activities (15 mins)	Book activities (15 mins) <i>The Gruffalo</i>
3	Wednesday 20 May	Design an alien	9.30am - Set 1: m 10.00am - Set 2: or – shut the door	of	want	Add 1 more with numbers 0- 10	Talk about it
Weekly Learning Challenge:							

Journeys Play activity - Wednesday 20th May 2020

This week we will be exploring journeys through space. Let's pretend to be astronauts, exploring space in our space shuttles. What do you think it is like in space? What would you see? What would you hear?

Listen to the stories 'Whatever Next' (<https://www.youtube.com/watch?v=Nn73STXrPP0>) or 'Aliens love underpants' (<https://www.youtube.com/watch?v=ADnAGBWlZqE>) to find out more.


You could also watch these videos to find out more about space:

- <https://www.bbc.co.uk/bitesize/topics/zkvv4wx/resources/1> <https://www.youtube.com/watch?v=Qd6nLM2QIWw>

Design an alien

On your journey through space you might meet an alien. You can listen to the story 'Alien's love underpants' here: (<https://www.youtube.com/watch?v=ADnAGBWlZqE>)

Imagine you met an alien in space. Make that alien



You could draw it or paint it.



You could make it using a paper plate and craft materials.

You could even make it using playdough. Just follow this simple playdough recipe.

Playdough recipe

- Mix 1 cup of flour with ½ cup of salt



- Mix in ½ cup of water
- Add food colouring or paint if you want
- Knead the dough

Phonics

There are daily lessons for phonics on Ruth Miskin Training on YouTube.

Set 1 sounds - 9.30am

Set 2 sounds - 10.00am

Each film is available on YouTube for 24 hours.

You can see the schedule for the weeks ahead if you click on the link below -

https://www.ruthmiskin.com/media/filer_public/1b/7d/1b7df13e-4381-4bb5-866b-ac0549394947/ss_after_easter1.pdf

Today's sounds are:

Set 1	Set 2
m	or – shut the door

If you don't have access to YouTube find objects in your house that begin with the sound or have the sound in them.



Stretch: mmmountain
Handwrite: Maisie, mountain,
mountain


mmmmmmountain

Maisie, mountain, mountain

m – a – t mat

m – a – d mat

m – a – n man



shut the door

2. sort, short, worn, horse, sport,
snort, fork

or – shut the door

s – or - t sort

sh - or – t short

w – or – n worn

f – or – k fork

High Frequency Words – Day 3

Children who know all Reception words should read **Year 1** words!
Learn one of these words each day! No longer than **10/15 minutes!**

Make it fun!

Write them onto paper and cut them up. **Hide them around your home.**

Ask your child to find certain words and bring them back to you.

Reception High Frequency Words	Year 1 High Frequency Words
are	will
can	too
of	want

Play HFW Bingo! Write down some of the words onto a bingo grid and then read out the words. Can they find them?

I	up
we	the
it	go

Get your child to be the bingo caller and read out the words!

Look for and match HFWs in books!

MATHS – Wednesday 20th May Add 1 more - continued

Maths Challenge Cards

The maths challenge cards are short activity ideas that can fit into your day and will help your child see maths as fun.

You can repeat each activity as many times as your child wants to. Feel free to change the ideas to suit your child's interests, what you have in your house and their current level of development. If your child wants to represent their thinking on paper let them do so in their own way. For example they might not want to write numbers, but they might want to draw to communicate their mathematical thinking.


Today we are adding 1 more with numbers 0-10.

1. Explore numbers



<https://www.topmarks.co.uk/learning-to-count/helicopter-rescue>

2. Play with numbers



<https://www.topmarks.co.uk/Flash.aspx?f=CountingOnInOnes>

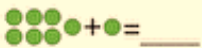
3. Practise your numbers



Your challenge today will be to choose a number card from 0-10. Count out that many objects (sweets, spoons, shoes, cars, lego blocks etc.). Check that you have the correct number. Then **add 1 more** – how many do you have after adding 1 more?


Ex.: There were 5 children on the bus. 1 more child got on the bus. How many are on the bus now?

$$7 + 1 = \underline{\quad}$$



The challenge can be made harder when you count with numbers 0-15. You can also have a go at recording it in a number sentence like this.

**Watch these number blocks and learn more about adding.
Is the number getting bigger or smaller when we add 1 more?**




<https://www.bbc.co.uk/iplayer/episode/b08q39b4/numberblocks-series-2-just-add-one>

Book Activities – Talk about it!

This week our book of the week is *Whatever Next* by Jill Murphy.

It's all about a bear who decides to go on an adventure by making his own rocket and flying to the Moon!



What do you think will happen in this book? Who do you think the bear will meet?

Today let's look at the words in the book.

Can you find the names of all the characters in the book?

Draw a small picture of your favourite characters and write their name.

Read through the story or listen to the video on YouTube.

<https://www.bing.com/videos/search?q=Whatever+Next!&docid=608052598678687134&mid=B0AFEF2591358613DC3BB0AFEF2591358613DC3B&view=detail&FORM=VIRE>

Or watch **Charlie** telling the story on the website!

Character	Name